

[Topics](#) › [Gross Domestic Product \(GDP\) worldwide](#) ›

IMF

African Countries With the Highest GDP per Capita

by [Anna Fleck](#), Aug 31, 2023

With a GDP per capita of \$19,470 in 2022, Seychelles is Africa's most prosperous nation. Highly dependent on tourism, the archipelago's economy remains highly vulnerable to global disruptions affecting the sector, as was the case during the 2008-2009 recession and the Covid pandemic (when GDP fell by almost 8 percent in 2009 and 2020).

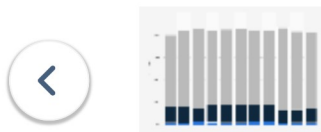


Anna Fleck

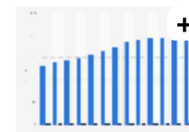
anna.fleck@statista.com

In second and third place are Equatorial Guinea and Gabon, with a GDP per capita of between \$10,000 and \$11,000 in 2022, and whose economies benefit from (and depend heavily on) oil revenues. In reaction to the [coup d'état in Gabon](#) targeting President Ali Bongo, who has been in power for 14 years and was deposed last night, oil prices rose slightly earlier on Wednesday August 30, serving as a reminder of geopolitical risks to the world market.

Host of the annual [BRICS](#) summit last week, South Africa ranks sixth, with a [per capita GDP](#) of around \$6,700 in 2022, behind Mauritius (\$10,120) and Botswana (\$7,260).



Share of economic sectors in GDP in the Seychelles 2021




GDP per capita in South Africa 2010-2022

Infographic Newsletter

Statista offers daily infographics about trending topics, covering:

Economy & Finance, Politics & Society, Tech & Media, Health & Environment, Consumer, Sports and many more.

Related Infographics



Download Chart



URL TO BE USED AS REFERENCE LINK:

<https://www.statista.com/chart/30723/african-countries->

HTML CODE TO EMBED CHART

```
<a href="https://www.statista.com/chart/30723/african-countries-"
```



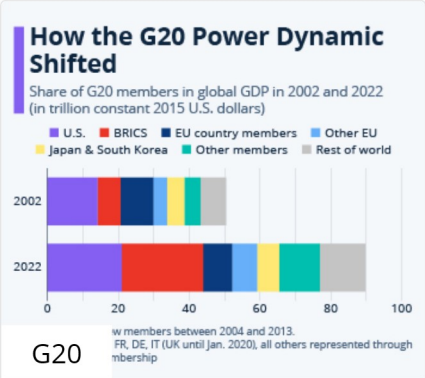
Global Tourism's Slow Recovery From the Pandemic
Sep 20, 2023



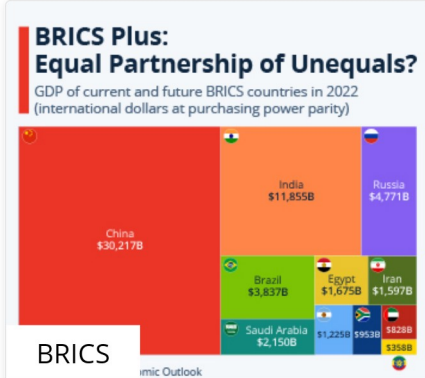
Military Spending: How Azerbaijan Surpassed Armenia
Sep 20, 2023



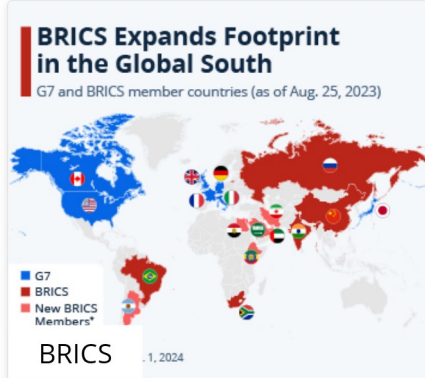
U.S. Dollar Defends Role as Global Currency
Sep 15, 2023



How the G20 Power Dynamic Shifted



BRICS Plus: Equal Partnership of Unequals



BRICS Expands Footprint in the

Sep 6, 2023

Unequals?

the Da Aug 28, 2023

Global South

Aug 25, 2023

The Statista "Chart of the Day", made available under the Creative Commons License CC BY-ND 3.0, may be used and displayed without charge on personal and non-commercial websites. Use is, however, only permitted with proper attribution. When publishing one of these graphics, please include a backlink to the respective infographic URL. [More Information](#)

Show more

^ Which topics are covered by the "Chart of the Day"?

^ Does Statista also create infographics in a customized design?

Start your search for an infographic now

Statista Search

Any more questions?

Get in touch with us quickly and easily.
We are happy to help!

Do you still have questions?

Feel free to contact us anytime using our [contact form](#) or visit our [FAQ page](#).

Your contact to the Infographics Newsroom




Felix Richter

Data Journalist

felix.richter@statista.com

+49 (40) 284 841 557



Statista Content & Design

Need infographics, animated videos, presentations, data research or social media charts?

[More Information](#)

Help & FAQ

Report Bug

Our Media Partners

Privacy

Cookie settings

Imprint